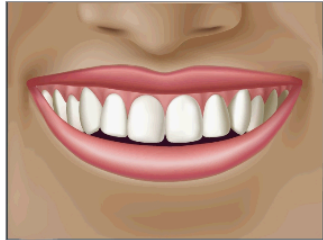


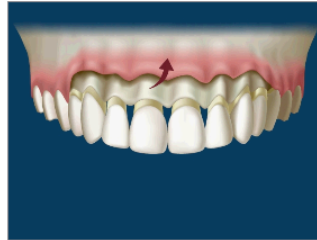
Crown Lengthening for Cosmetic Reasons



Smile exposing too much tissue (gummy smile).



To correct this problem we need to alter the position of the gum tissue (gingiva) where it meets the teeth (alter the gingival



Step 1: We expose the bone and move the gum back towards the root tip.



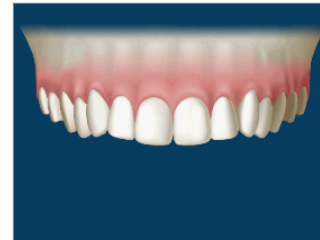
Step 2: The bone is then removed around the teeth to the desired level.



Step 3: The gum is placed back on the bone. The new position of the gums is determined by the position of the bone.

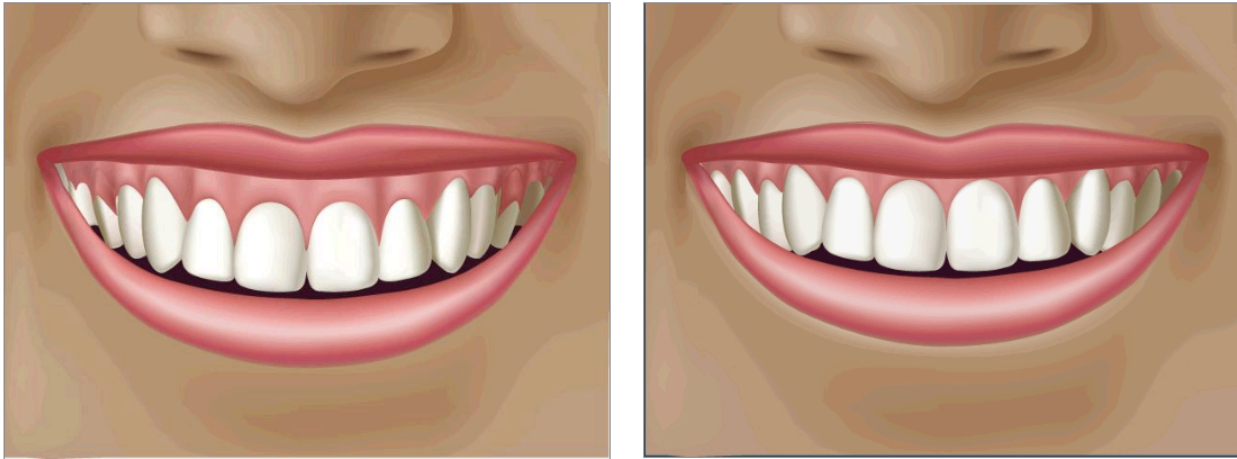


Step 4: The teeth are prepared for crowns to the new gingival margin.



Step 5: The new crowns make the teeth the size and position that we desire.

Crown Lengthening for Cosmetic Reasons (cont.)



The gummy smile has been eliminated and a more balanced smile has been achieved.